

BOOLEAN SEARCHING IN BRIEF

Boolean searching is all about sets of information. Different word combinations produce different results. The basics, at right, should work with article databases, Google, and other Web search engines, but is less necessary with Primo.

AND

narrows your search. All words will be present in each record in the results. This helps connect unrelated words.

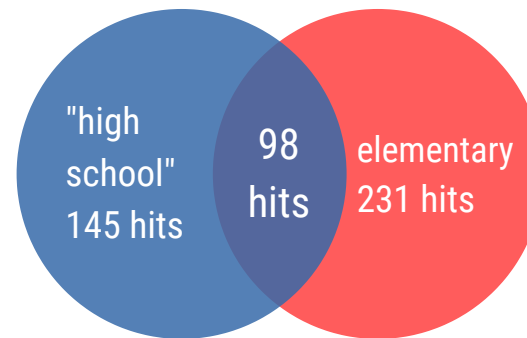
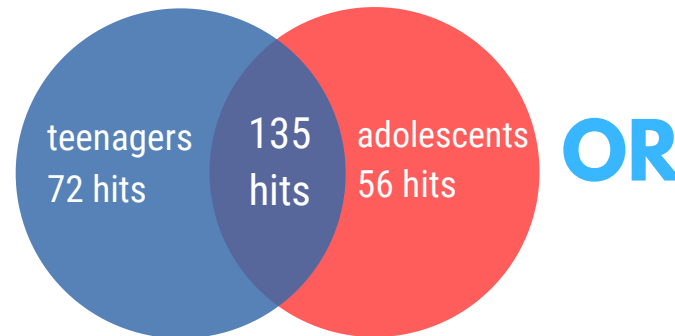
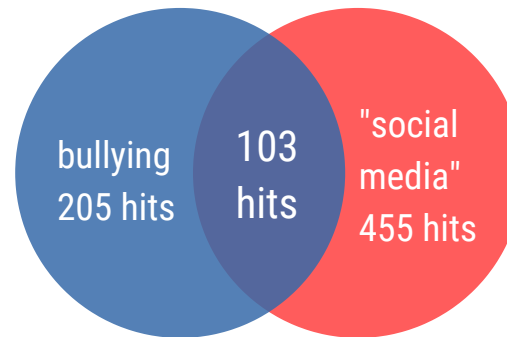
OR

expands your search, allowing any search word to be present in each record. This helps when there are useful synonyms for your search words.

NOT

requires the first to be present in each record, but ONLY if it does not contain the other word(s). Because it is often easier to simply keep trying other combinations, this option is typically used less.

AND



NOT

Additional Options

>Use **quotations** around any search words you'd like searched as a phrase, such as "health care" or a proper name like "Ali Wong."

>You can also **shorten** your search words by dropping the common suffix, or end of the word.

For example, when you shorten the word *community* to *communit**, most databases or Google will search *community* and *communities* at the same time.

>So-called **wildcards**, often question marks or asterisks, search all forms of a word, such as *wom?n* will search *woman* and *women* at the same time.