




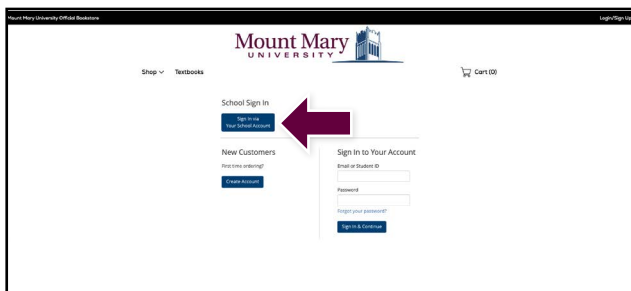
Refer to the steps in this flyer if you do not see the Digital Bookshelf link in your Canvas course, and you need to retrieve your access code.

1




Visit your Student Dashboard at mtmary.ecampus.com and select **Login/Sign Up** in the upper-right corner.

2



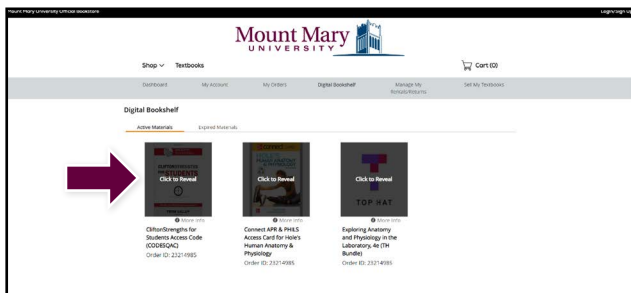
Select **Sign In via Your School Account**. You will be redirected to sign in using your Mount Mary University credentials.

3



Select **Digital Bookshelf** from the menu at the top.

4



Select **Click to Reveal** to view your eBook or gain instructions for redeeming your access code.